

VALENTINO

Detox Commitment Update

2022



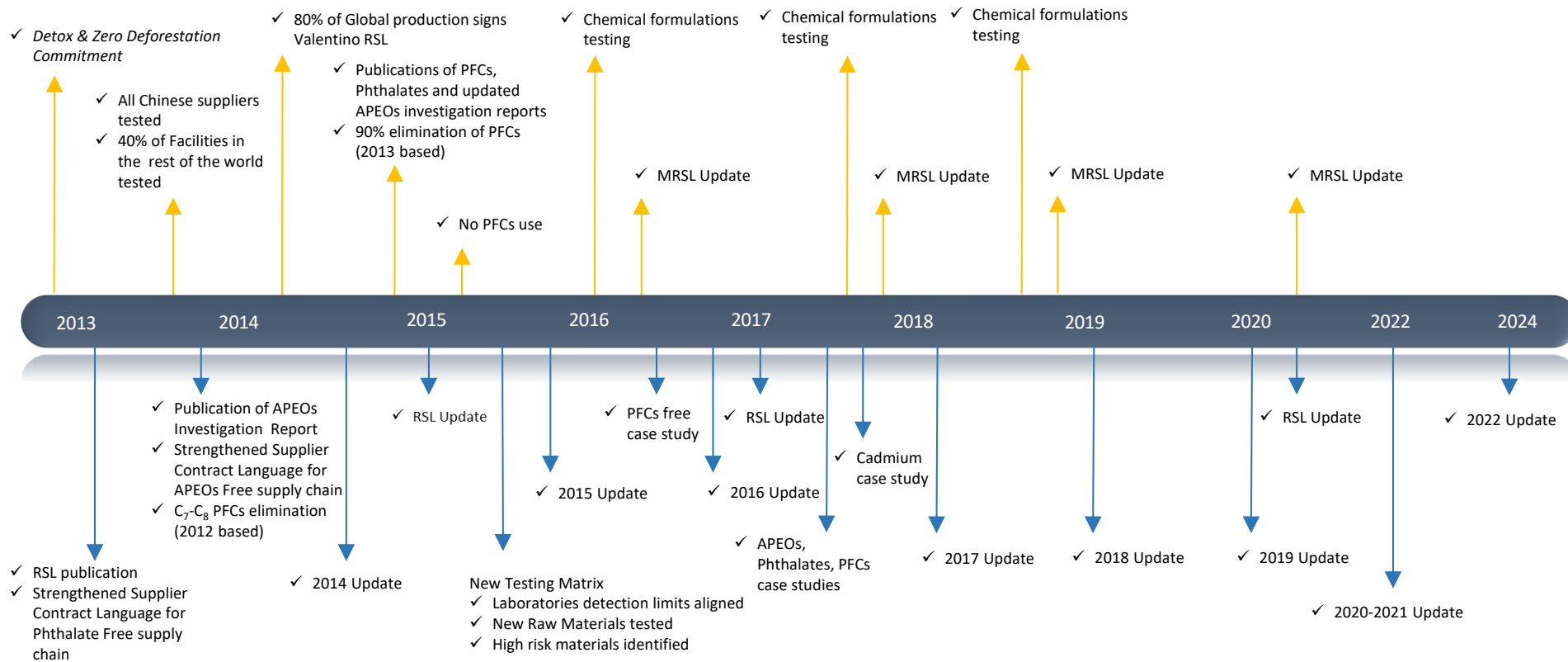
- Commitment overview
- Implementation
- Tools
- Reporting
 - Wet-Processes Suppliers Map
 - 2020-2021 Campaign
 - Overall results
 - Focus on Substances Groups
 - Other substances trend
- Conclusions



Commitment overview

Further to VALENTINO SPA's (VSPA) Detox Commitment of February 6th 2013, and in line with the public's "right to know", this document discloses the actions undertaken by VSPA in the supervision of its global supply chain up to the end of 2022.

As of 2013, VSPA has performed a series of steps in order to achieve the commitment objectives. The timeline below shows the principal milestones on this path.



Implementation

For Valentino, Detox was a 360° project and process.

Activities start from product concept, raw materials selection, then research, prototypes, sampling and production. Suppliers, partners, as well as Valentino employees, are active participants in the Detox process; goals, training, audit/test results and knowledge are shared with them to fully achieve the elimination target.

To deepen, plan and implement these activities, Valentino has built a Product Compliance Team, boasting highly qualified team members, with a background from chemical engineering and environmental sciences along with a long-lasting experience in the apparel sector. Furthermore, Valentino partnered with worldwide recognized testing and certification entities, Associations/Organizations, etc.

Interactions with suppliers were developed and strengthened in a structured way, since working with them is key to meet our goals. A comprehensive chemical management approach, with a deeper knowledge of the possibilities, pros and cons of available formulations, allows to better control pollution, hazard and, last but not least, reduce the use of resources, costs and possible problems in production.

Therefore, we perform different kinds of activities, dealing with Environmental and Chemical Management audits, assessments, wastewater testing, chemical formulations testing, research, products/articles testing, corrective actions, follow-up, disclosure and training.



Tools

With this aim, we worked and created tools to:

*Enforce supplier contracts
and prevent issues*

*Create and query an
interactive database*

Enhance product testing

*Develop research
& case studies*

*Provide training and
technical support*

*Enhance environmental controls through
audits, water testing, chemicals testing*

Report & Monitor



Enforce supplier contracts and preventing issues

Our Detox requirements (such as RSLs etc.), together with the code of ethics and other key business documents, are integral parts of the supplier contracts. From the beginning, suppliers are made aware of our requirements and are requested to propose and produce compliant articles/treatments, adopt a clean factory approach and allow audit/water testing, when needed.

Enhance product testing

Pre-tests on new articles/suppliers are performed regularly in order to prevent problems and find alternative solutions. Screening for hazardous substances in articles is conducted on a seasonal basis within the scope of Valentino's product compliance procedure and in order to verify previous steps efficiency. The screening process is based on the "Testing Packages" created for each type of substrate/treatment. Each package contains multiple groups of substances that have to be tested depending on the materials/treatments involved, applying the best available techniques for the tested substances. All results are discussed with the suppliers and problems and relative implementations are shared and made available to the various players.

Report & Monitor

To share results implementations and achievements with all the supply chain actors and on our website.

Provide training and technical support

Technical support from us and our testing and consultancy/auditing partners is given to our suppliers to solve problems, identify corrective actions and improve procedures and performance.

Introductory meetings are organized with new suppliers to explain our goals and all suppliers are monitored to guarantee their compliance and share knowledge/lessons learned. Training sessions are carried out internally, to Valentino employees and, as per our commitment, to other stakeholders.

Develop research & case studies

Please refer to the specific session on our website (<https://www.valentino.com/experience/it/corporate-information/>)



Create and query an interactive database

An interactive database related to articles, chemicals, water test and suppliers results was developed in order to elaborate data and rapidly query them to find solutions/compliant materials. The database is also used to elaborate and publish data and reports in an easy and transparent way.



Enhance environmental controls through audits, water testing, chemicals testing

To achieve its goals, Valentino reinforces its programme assigning assessments and environmental audits at relevant wet-process suppliers to selected Service Providers. Audits consist of the following main activities:

- a. Check List (last update: 2021)
- b. Water Sampling and Testing
- c. Chemicals Testing

For more details, please refer to “Environmental Controls Guidelines” on our website at:

<https://www.valentino.com/experience/it/corporate-information/>

a. Check List

It is composed of three (3) main sections:

Section 1 - Production plant registry

Section 2 - Focus Areas:

- Environmental Management
- Permits
- Emissions/Waste
- Resources Use
- Chemical Management

Section 3 - Audit results, corrective actions and score

In 2021 “sustainability aspects” (for instance, adoption of recognized indicators for the environmental performance, targets for reduction of the waste, process upcycling, use of sustainable packaging etc.) were added to some of the Focus Areas in Section 2.

b. Water Sampling and Testing

Water tests aim at sampling and testing production process incoming and untreated discharge waters, where appropriate. Each additional sampling point is assessed on a case-by-case basis (sludges, additional sources of untreated water, etc.). All water samples are tested to check the presence of the 11 priority chemical groups and additional substances. This kind of screening process helps identifying the use of these chemicals in the manufacturing processes

c. Chemicals Testing

Chemical formulations to be tested are selected considering chemicals composition, materials to be treated (for instance fabric, leather, etc.), type of use in the production process (auxiliary/colorant/finishing agents, etc.), documentation availability, frequency and amount of use in the supply chain, as well as peculiarities and refinement of specific intended effects. Specific chemicals are sampled during audits/follow-up or case studies as well. Depending on the kind of production, Service Providers are requested to sample suspect and/or the most used chemical products from the audited company chemical inventory. Starting from April 2016, a deeper «Chemical formulations screening/testing» has been seasonally scheduled and performed and the results are available at <https://www.valentino.com/experience/it/corporate-information/>

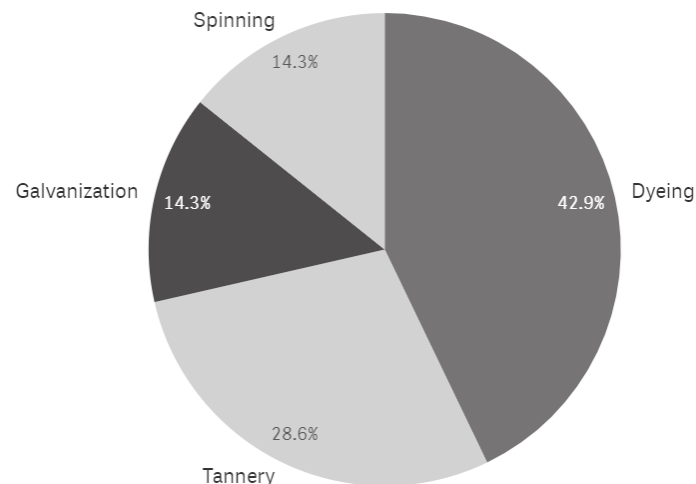


Reporting - Wet-Processes Suppliers Map

As per our commitment, we published and asked our wet-suppliers to yearly publish the water-testing data, starting from 2013. Wet-suppliers locations, geographical distribution and wastewater data are published in the wet-supplier map.

Data are published on our website, and we ask our suppliers to publish them, where feasible, on the IPE. The updated map and incoming water, untreated water, treated water and sludge data details coming from testing at wet-processes mills are available on our website at: http://valentino-dev.4me.it/cloudlink/connectors/resources/download/get/valentino/CS-CSJQ4E/IT/vspa_wastewater_test_results-pdf. The map is intended to be yearly updated (with the exception of 2020, when audits were not performed for safety reasons, mainly due to the Pandemic situation). See it in the next page.

Wet processes data include not only textile dyeing mills, but also tanneries, printings and relevant galvanic processes. Results are shared with suppliers and yearly elaborated, connected and integrated with testing data on products and chemicals, to schedule improvements, monitor progress and report in our yearly updates on our website. Suppliers made an important and active part of the process to prevent/avoid problems.



2022 % of suppliers sorted by type of wet-processing



Reporting - Wet-Processes Suppliers Map: Italy

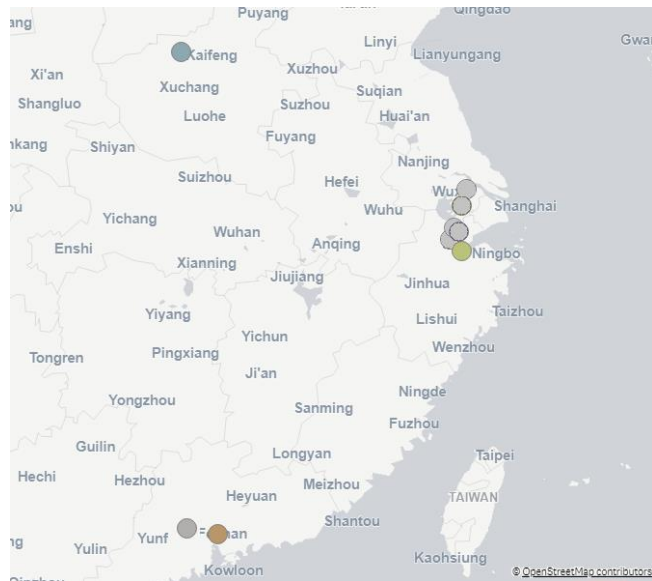
- SITE 01
- SITE 02
- SITE 03
- SITE 04
- SITE 05
- SITE 06
- SITE 07
- SITE 09
- SITE 12
- SITE 14
- SITE 16
- SITE 18
- SITE 19
- SITE 20
- SITE 21
- SITE 22
- SITE 23
- SITE 24
- SITE 25
- SITE 26
- SITE 27
- SITE 28
- SITE 29
- SITE 30
- SITE 31
- SITE 32
- SITE 33
- SITE 34
- SITE 35
- SITE 36
- SITE 37
- SITE 38
- SITE 39
- SITE 40
- SITE 41
- SITE 42
- SITE 43
- SITE 44
- SITE 45
- SITE 46
- SITE 47
- SITE 48
- SITE 49
- SITE 50
- SITE 51
- SITE 52
- SITE 53
- SITE 54
- SITE 55
- SITE 56
- SITE 57
- SITE 58



- SITE 59
- SITE 60
- SITE 61
- SITE 62
- SITE 63
- SITE 64
- SITE 65
- SITE 66
- SITE 67
- SITE 68
- SITE 70
- SITE 71
- SITE 72
- SITE 73
- SITE 75
- SITE 76
- SITE 77
- SITE 78
- SITE 79
- SITE 80
- SITE 83
- SITE 84
- SITE 85
- SITE 86
- SITE 87
- SITE 88
- SITE 89
- SITE 90
- SITE 91
- SITE 92
- SITE 93
- SITE 94
- SITE 97
- SITE 98
- SITE 99
- SITE 100
- SITE 101
- SITE 102
- SITE 103
- SITE 104
- SITE 106
- SITE 107
- SITE 108
- SITE 109
- SITE 110
- SITE 111
- SITE 112
- SITE 113
- SITE 114



Reporting - Wet-Processes Suppliers Map: other countries



- SITE 69
- SITE 74
- SITE 95
- SITE 81
- SITE 82
- SITE 96

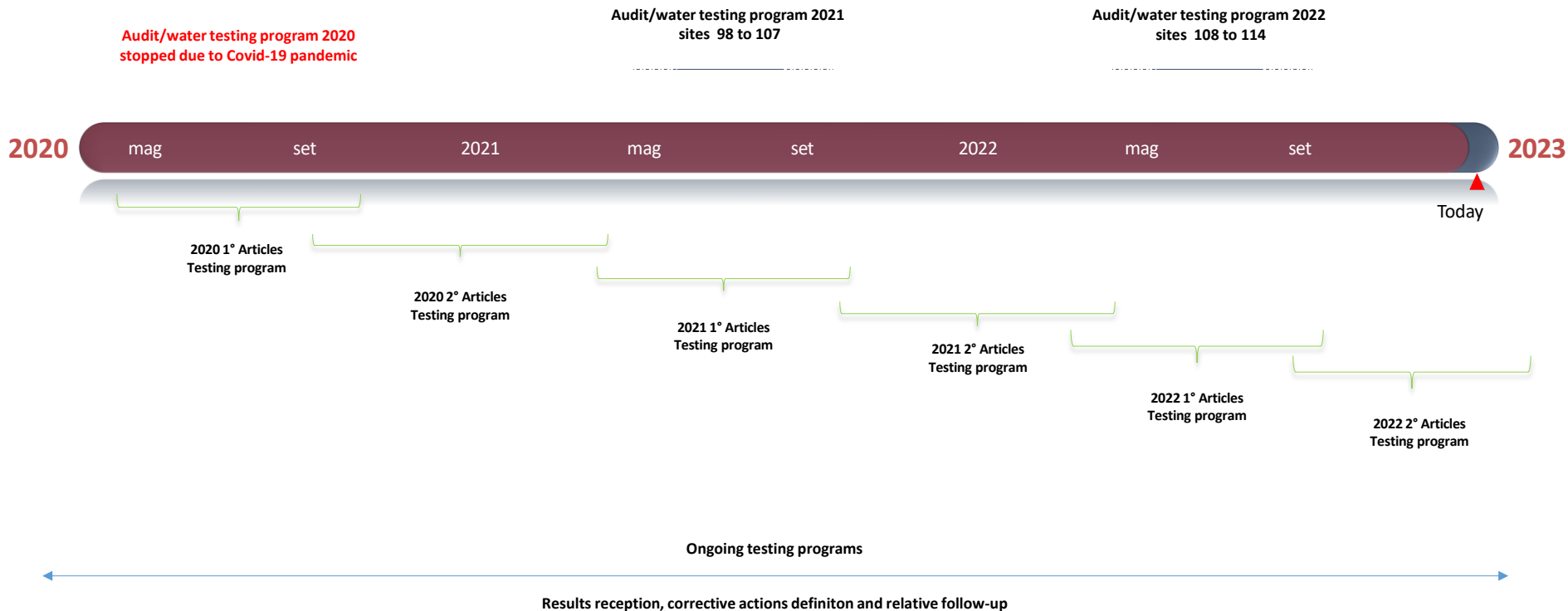
Inactive:

- SITE 08
- SITE 10
- SITE 11
- SITE 13
- SITE 15
- SITE 17



Reporting – 2022 Campaign

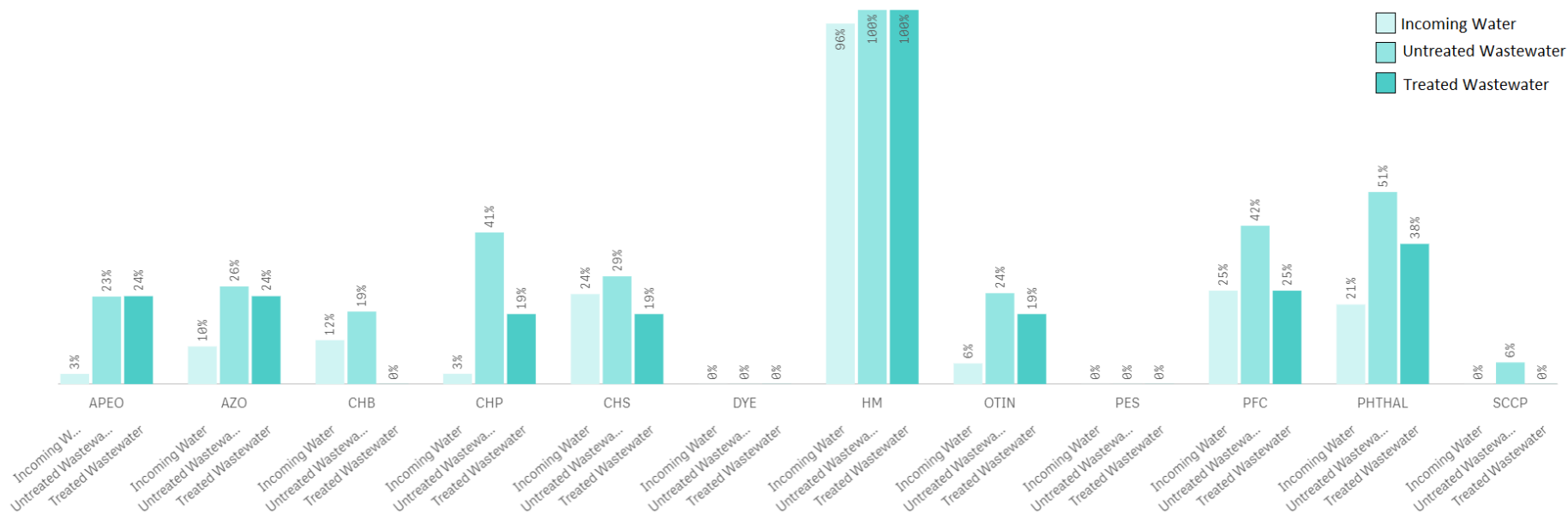
As per our procedures, we keep on monitoring and improving our supply chain by audits and testing on articles, water and chemicals. Please find below the ongoing activities in detail (in 2020 there were no audits due to Covid-19 pandemic).



Reporting – Overall results

As of the present date, thanks to the implementation of training and communication programs initiated in 2013, all active audited sites have achieved adequate scores, with over 90% of sites receiving "Good" to "Very Good" rating according to Valentino internal checklist. Data output of waters and articles testing campaigns¹ on specific groups of substances (APEOs, Azo Colourants, PFCs, Phthalates and Heavy Metals) have been compiled into an interactive database and are presented in the following pages.

Percentage of tested sites where each substances group was detected, detailed per water sampling point² from 2013 to 2022



The results analysis shows that many groups of substances are detected in incoming water as well as in outgoing wastewater. As already noted in previous campaigns, Heavy Metals are almost always found in both incoming and untreated waters.

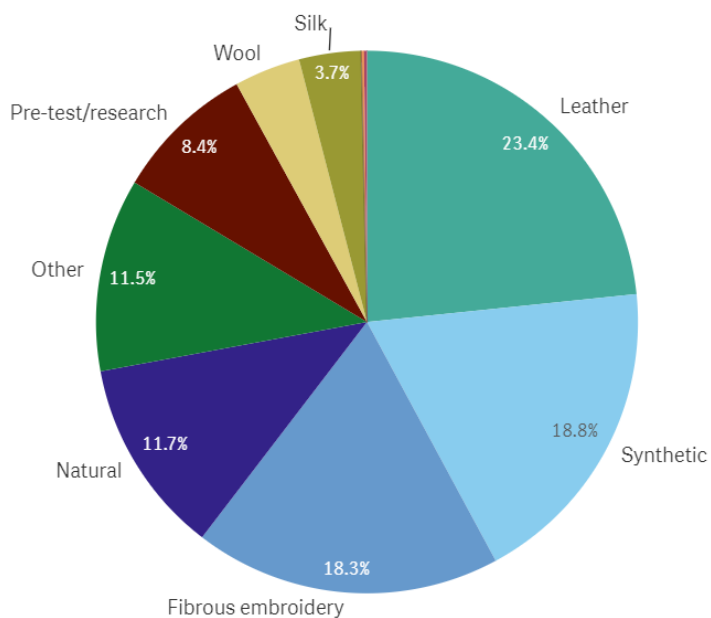
¹ - See PRSL e MRSL at <https://www.valentino.com/experience/it/corporate-information/> for analytical details
² - See "wastewater" file at <https://www.valentino.com/experience/it/corporate-information/> for complete sampling sites results (treated waters and sludges included).



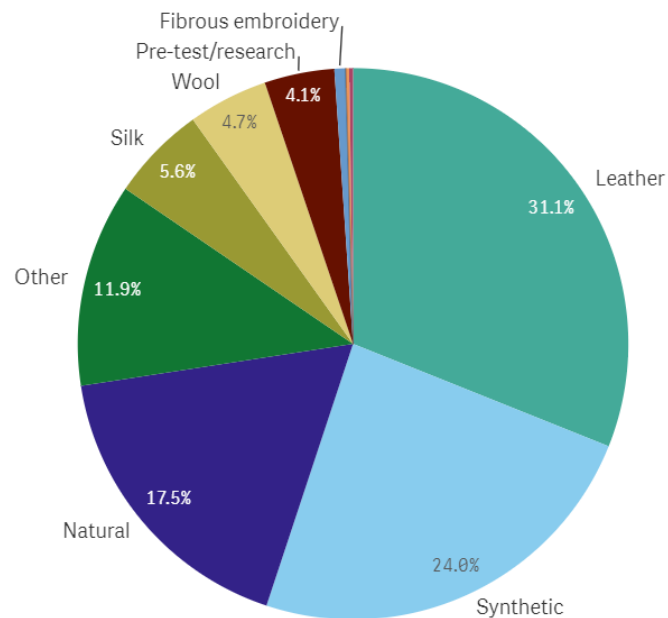
Reporting – Overall results (2022)

Investigated Substances Groups (2022) vs type of material

Test on APEO's Group



Test on PFCs Group



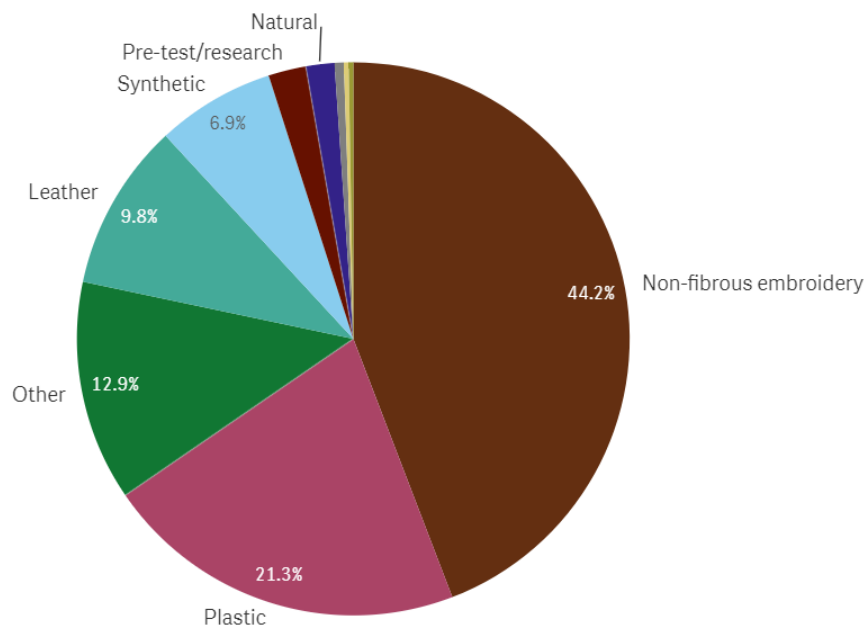
1 - See PRSL e MRSL at <https://www.valentino.com/experience/it/corporate-information/> for analytical details
2 - See "wastewater" file at <https://www.valentino.com/experience/it/corporate-information/> for complete sampling sites results (treated waters and sludges included).



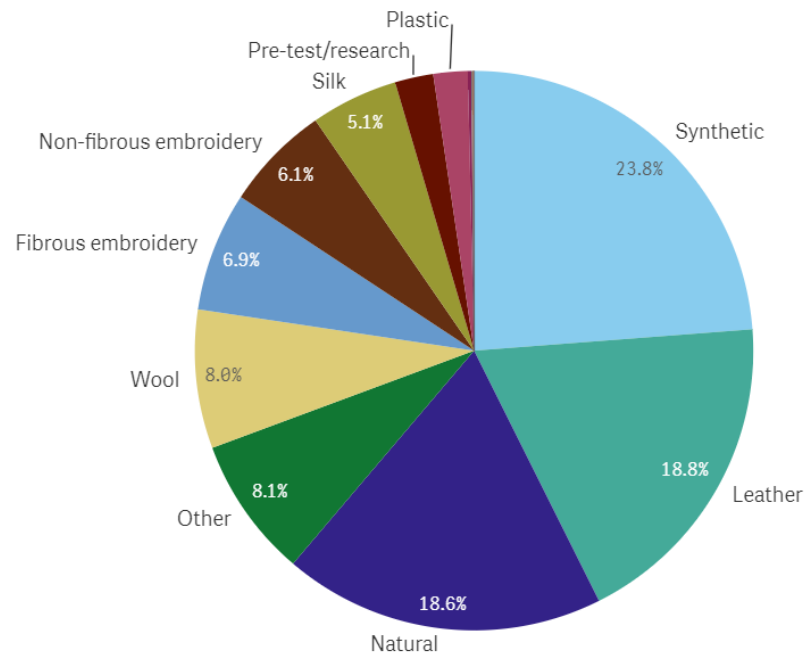
Reporting – Overall results (2022)

Investigated Substances Groups (2022) vs type of material

Test on Phthalates Group



Test on Azo Group

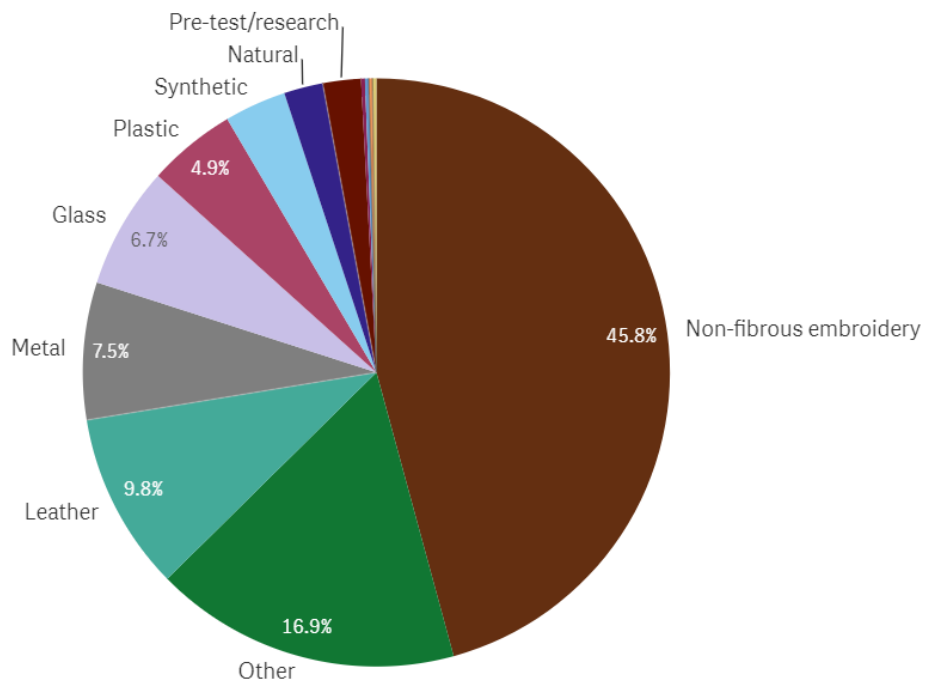


1 - See PRSL e MRSL at <https://www.valentino.com/experience/it/corporate-information/> for analytical details
2 - See "wastewater" file at <https://www.valentino.com/experience/it/corporate-information/> for complete sampling sites results (treated waters and sludges included).



Investigated Substances Groups (2022) vs type of material

Test on Heavy Metals Group

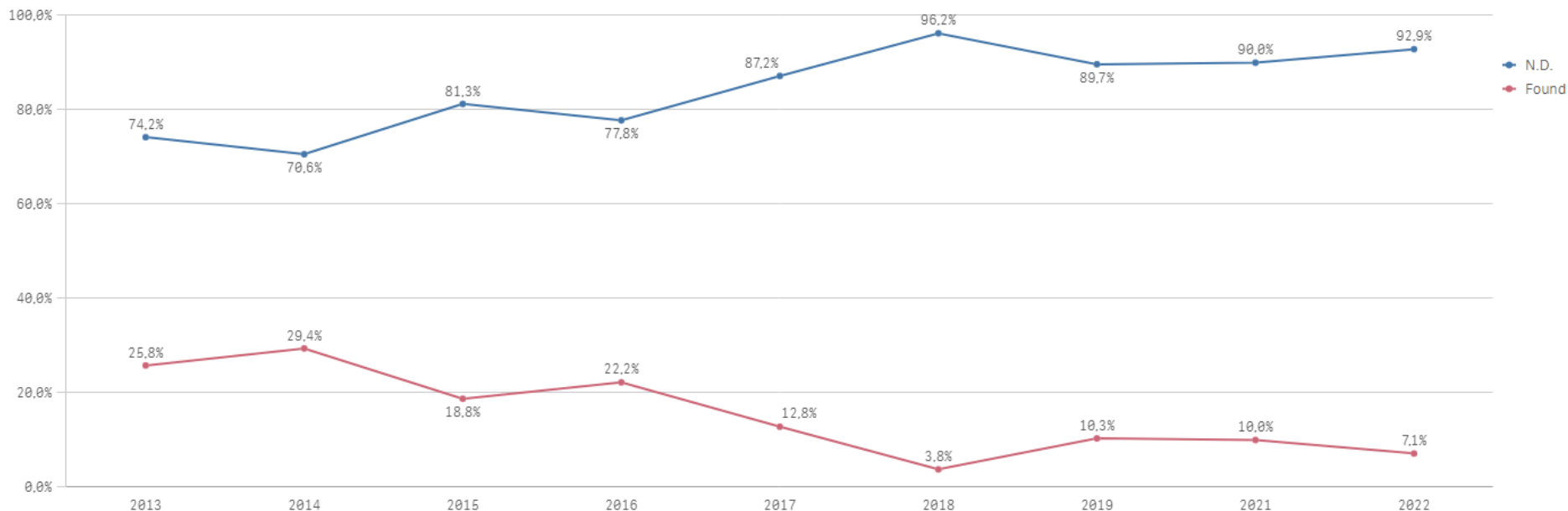


1 - See PRSL e MRSL at <https://www.valentino.com/experience/it/corporate-information/> for analytical details
2 - See "wastewater" file at <https://www.valentino.com/experience/it/corporate-information/> for complete sampling sites results (treated waters and sludges included).



Reporting – Focus on Substances Groups – APEOs

APEOs¹ trend in Waters² (Years 2013-2022) is shown below:



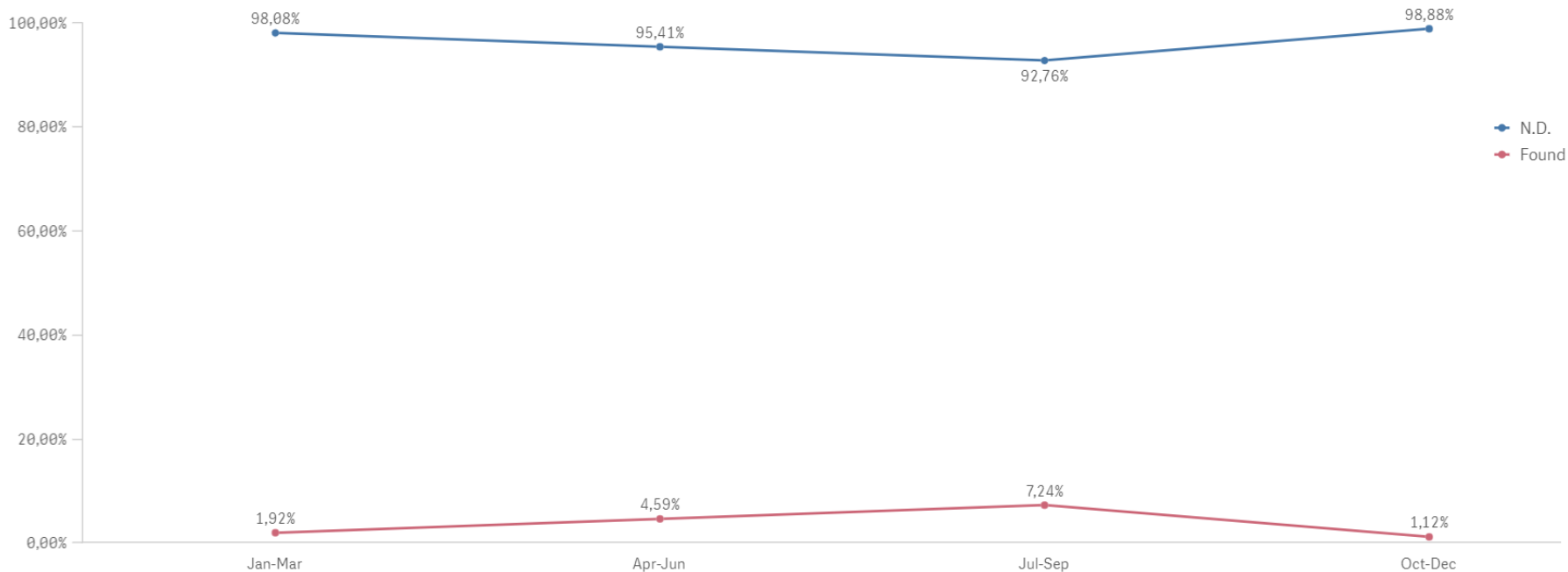
Lines represent the average trend (Not Detected in blue, Found in Red) considering Incoming Water, Untreated Wastewater and (where analyzed) Treated Wastewater. Valentino eliminated the use of APEOs. About 93% of the audited sites in 2022 shows not detected levels in waters. The graph also shows a clear APEOs reduction trend in waters from the earlier audit campaigns to nowadays.

1 - See PRSL e MRSL at <https://www.valentino.com/experience/it/corporate-information/> for analytical details
2 - See "wastewater" file at <https://www.valentino.com/experience/it/corporate-information/> for complete sampling sites results (treated waters and sludges included).



Reporting – Focus on Substances Groups – APEOs

APEOs¹ trend in Articles* (Year 2022) is shown below:



Trend in articles graphs show how APEOs in 2022 are only found in traces due to contaminations (see the next page).

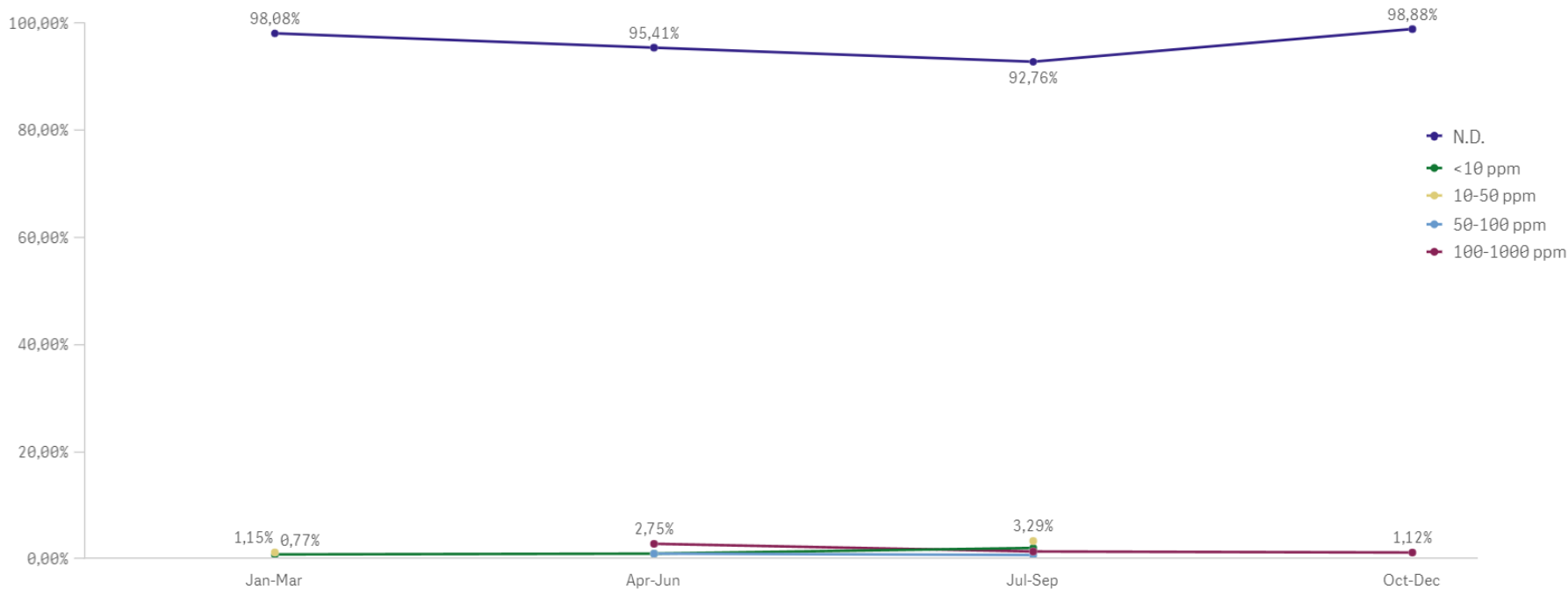
>600 tests performed on APEOs Group

1 - See PRSL e MRSL at <https://www.valentino.com/experience/it/corporate-information/> for analytical details



Reporting – Focus on Substances Groups – APEOs

APEOs¹ trend in Articles* (Year 2022) is shown below:



Higher traces of APEOs are only ascribable to recycled materials.

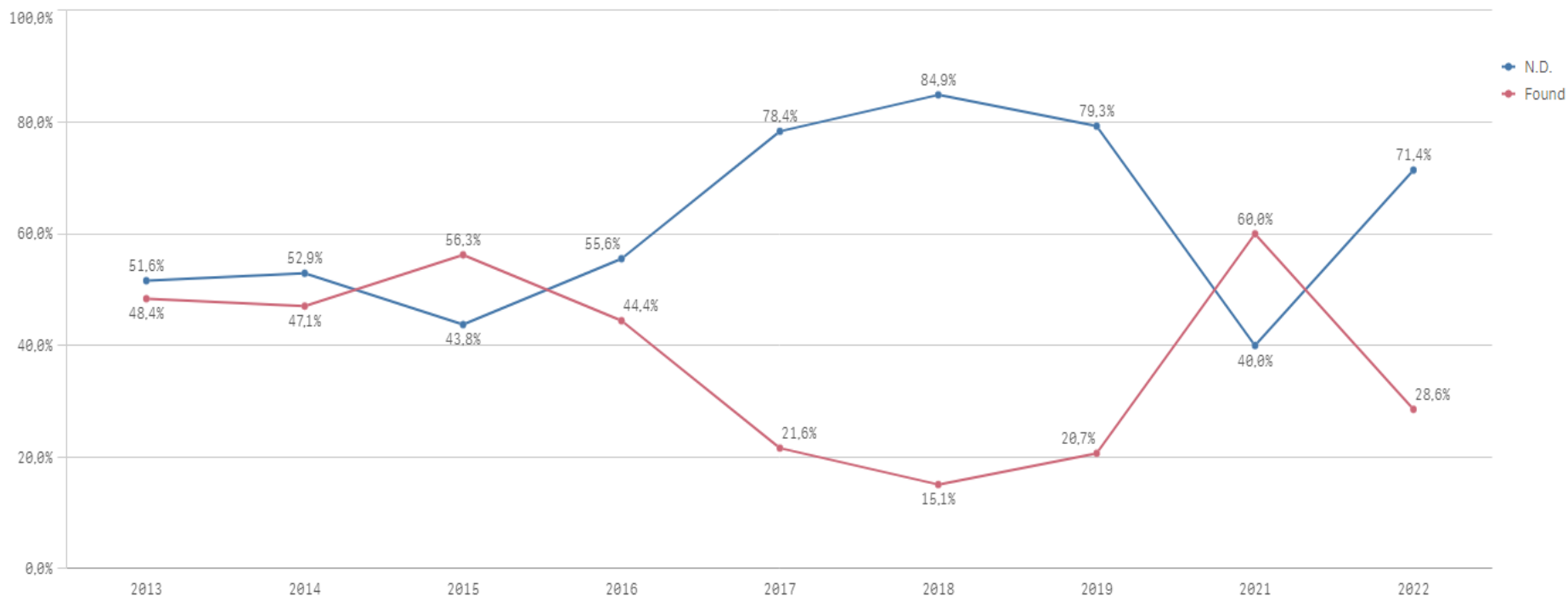
>600 tests performed on APEOs Group

1 - See PRSL e MRSL at <https://www.valentino.com/experience/it/corporate-information/> for analytical details



Reporting – Focus on Substances Groups – PFCs

PFCs¹ trend in Waters² (Years 2013-2022) is shown below:



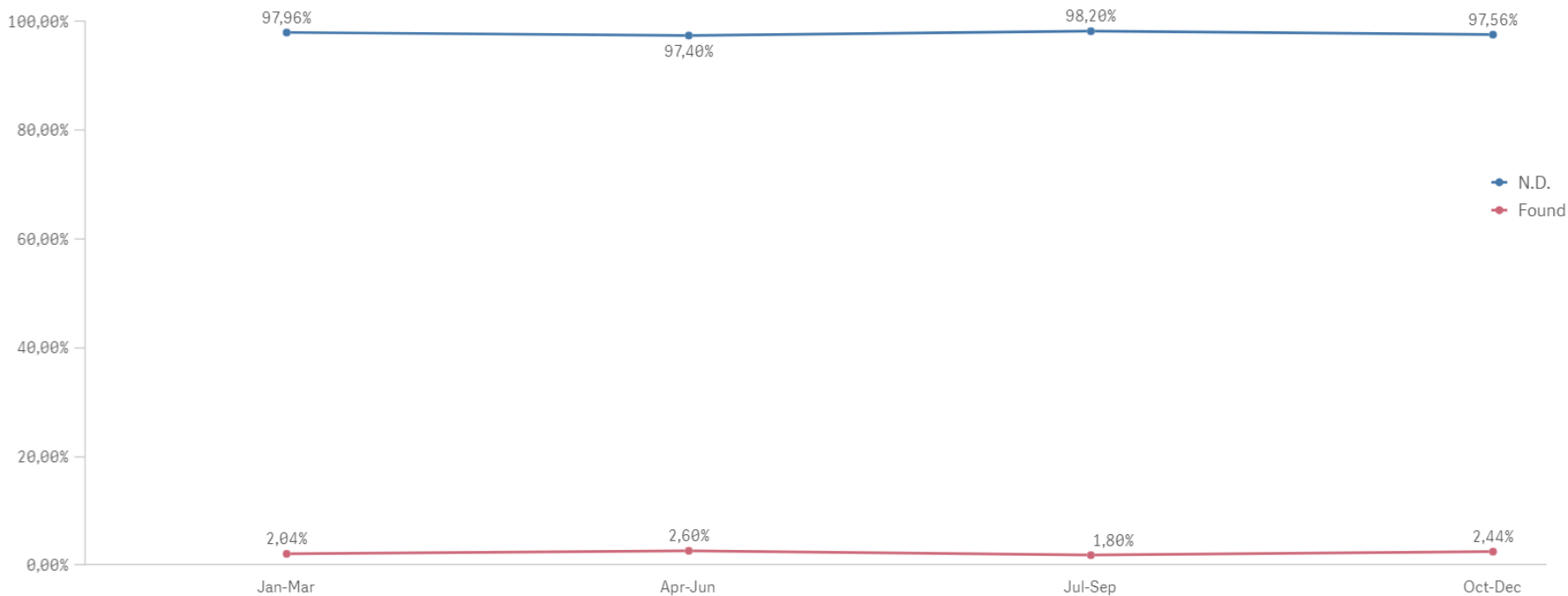
Lines represent the average trend (Not Detected in blue, Found in Red) considering Incoming Water, Untreated Wastewater and (where analyzed) Treated Wastewater. There is a clear PFCs reduction trend in waters from the earlier audit campaigns to 2019. After the increase in 2021, which was duly communicated to the relevant suppliers, we observed a result in 2022 that was more consistent with previous campaigns.

1 - See PRSL e MRSL at <https://www.valentino.com/experience/it/corporate-information/> for analytical details
2 - See "wastewater" file at <https://www.valentino.com/experience/it/corporate-information/> for complete sampling sites results (treated waters and sludges included).



Reporting – Focus on Substances Groups – PFCs

PFCs¹ trend in Articles* (Year 2022) is shown below:



PFCs are almost always not detected in articles.

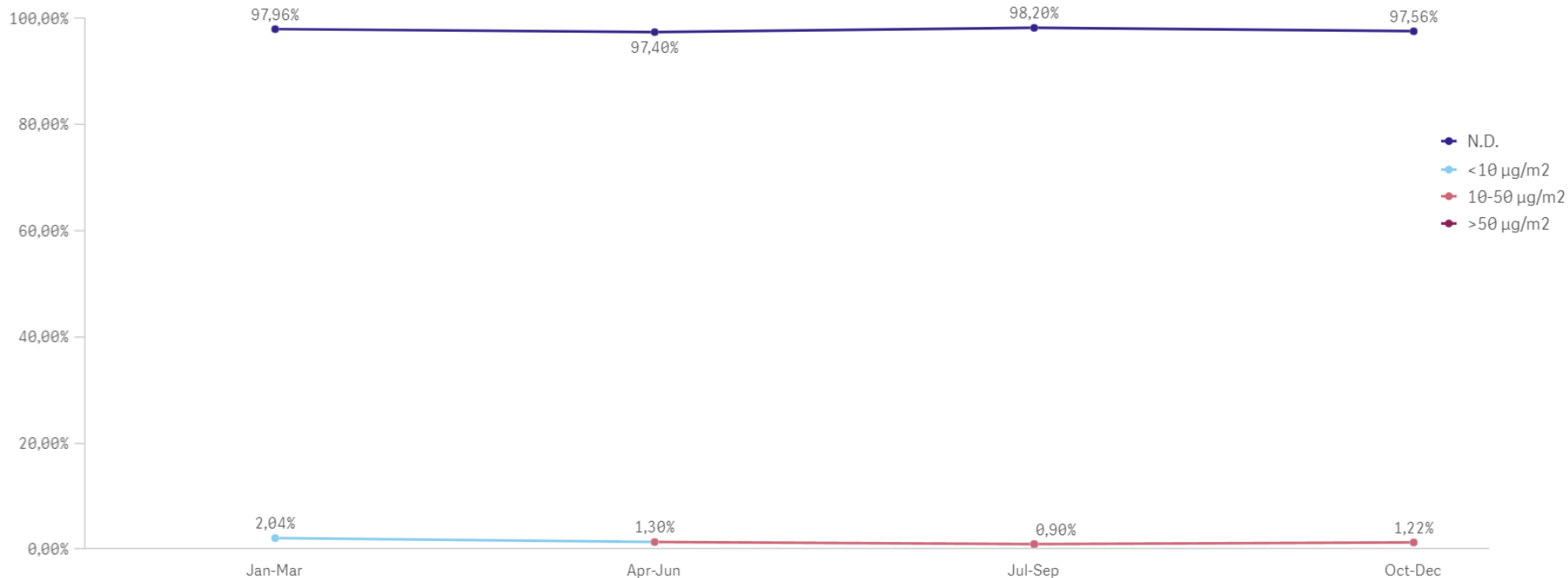
About 500 tests performed on PFCs Group

1 - See PRSL e MRSL at <https://www.valentino.com/experience/it/corporate-information/> for analytical details



Reporting – Focus on Substances Groups – PFCs

PFCs¹ trend in Articles* (Year 2022) is shown below:



When considering the concentration ranges, the trend in the articles indicates a slight increase compared to 2021. As explained in the 'Conclusion' slide, there are possible cross-contaminations in traces of PFCs, including volatile compounds such as FTOH, from chemicals, materials, and the environment. Additionally, there may be undeclared low concentrations of chemicals and possible presence in incoming waters.

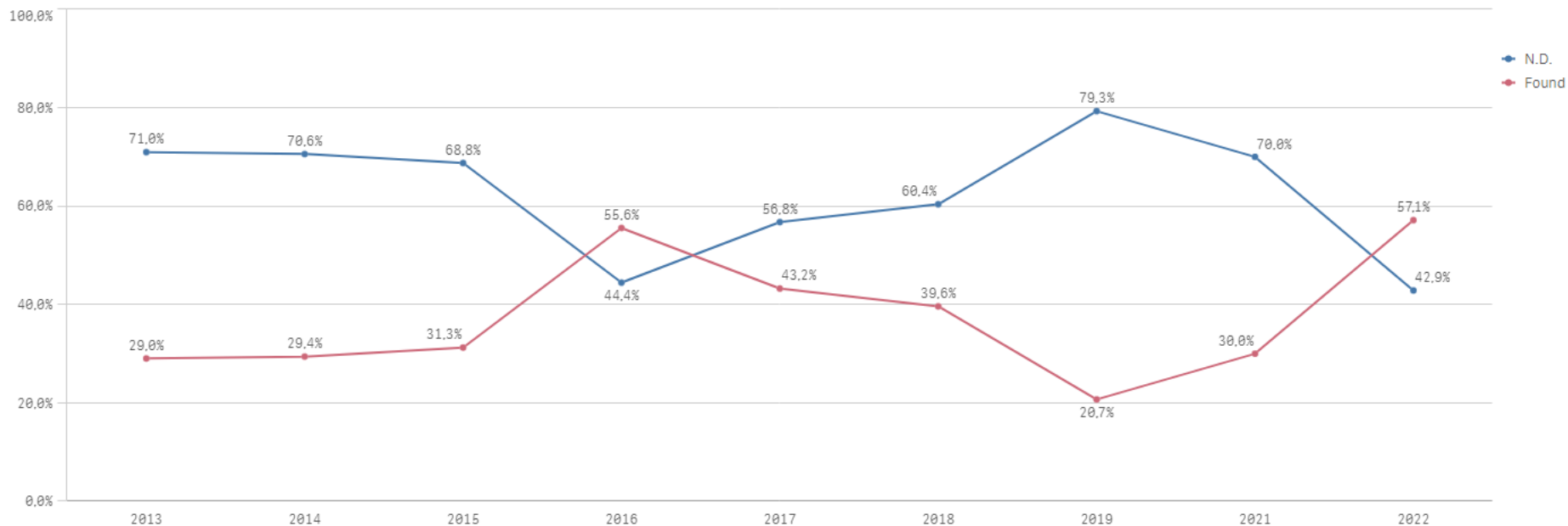
About 500 tests performed on PFCs Group

1 - See PRSL e MRSL at <https://www.valentino.com/experience/it/corporate-information/> for analytical details



Reporting – Focus on Substances Groups – Phthalates

Phthalates¹ trend in Waters² (Years 2013-2022) is shown below:



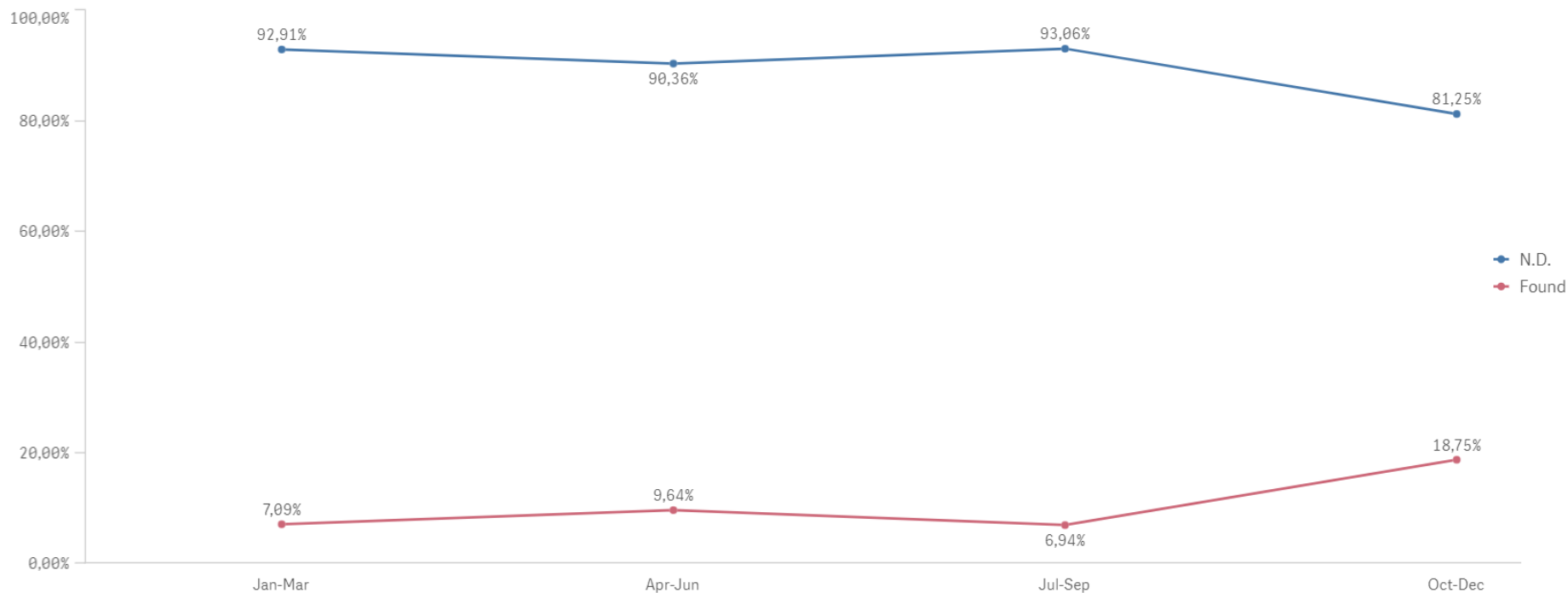
Lines represent the average trend (Not Detected in blue, Found in Red) considering Incoming Water, Untreated Wastewater and (where analyzed) Treated Wastewater. The graph shows an irregular trend in waters from the earlier audit campaigns to nowadays. The best performance was achieved with the suppliers audited in 2019. For the years 2021 and 2022, all suppliers were promptly notified and supported to identify the source and fix the problem.

1 - See PRSL e MRSL at <https://www.valentino.com/experience/it/corporate-information/> for analytical details
2 - See "wastewater" file at <https://www.valentino.com/experience/it/corporate-information/> for complete sampling sites results (treated waters and sludges included).



Reporting – Focus on Substances Groups – Phthalates

Phthalates¹ trend in Articles* (Year 2022) is shown below:



Considering the concentration ranges, phthalates are found mainly as contaminants at very low concentrations in articles.

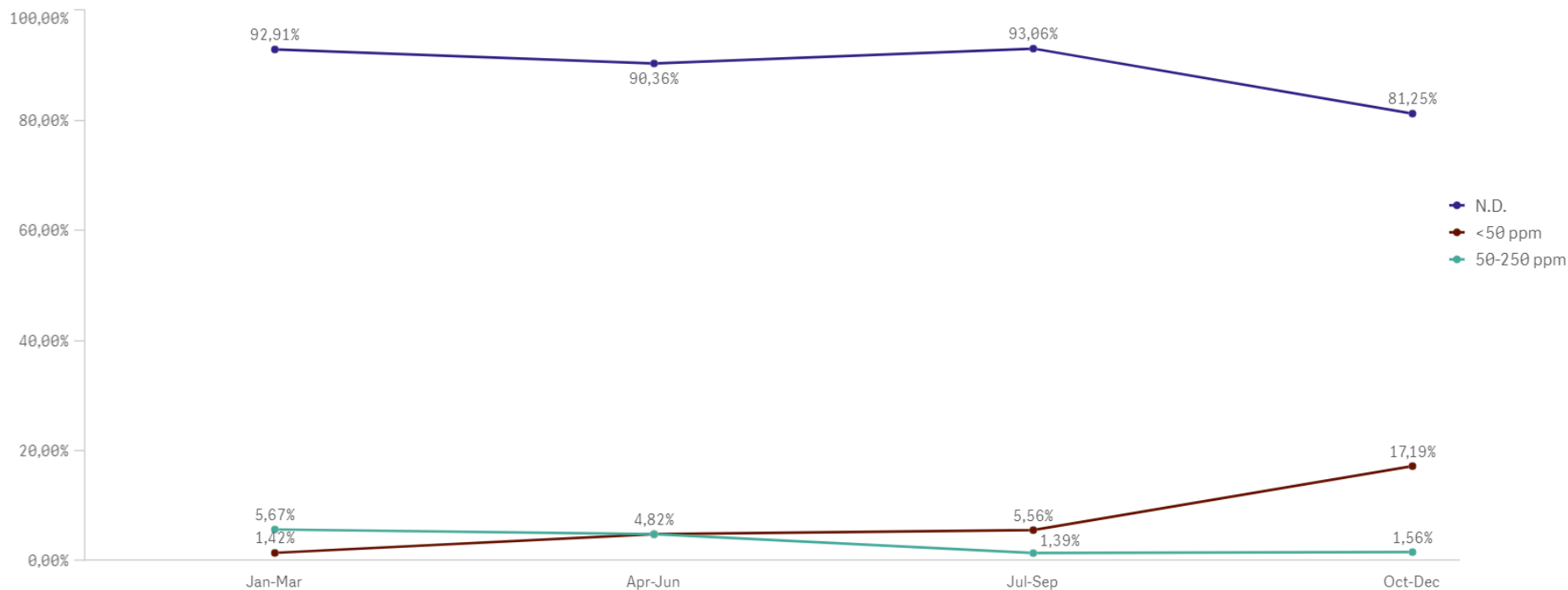
>350 tests performed on Phthalates Group

1 - See PRSL e MRSL at <https://www.valentino.com/experience/it/corporate-information/> for analytical details



Reporting – Focus on Substances Groups – Phthalates

Phthalates¹ trend in Articles* (Year 2022) is shown below:



Considering the concentration ranges, phthalates are found mainly as contaminants at very low concentrations in articles.

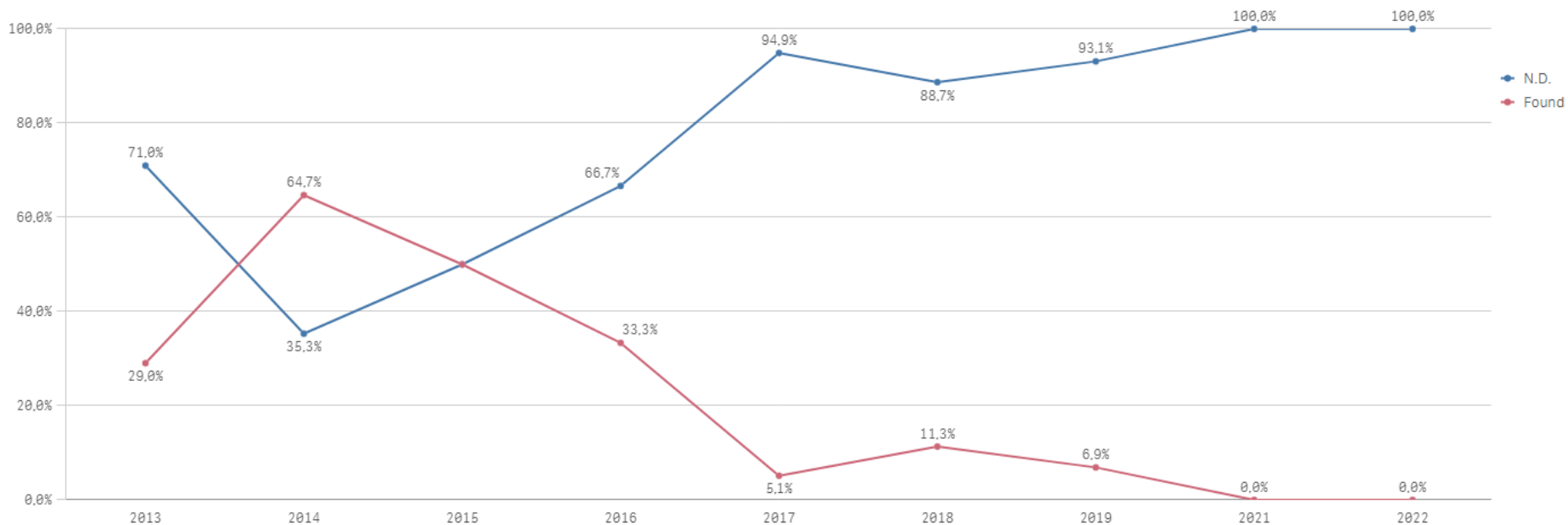
>350 tests performed on Phthalates Group

1 - See PRSL e MRSL at <https://www.valentino.com/experience/it/corporate-information/> for analytical details



Reporting – Focus on Substances Groups – Azo

Azo¹ trend in Waters² (Years 2013-2022) is shown below:



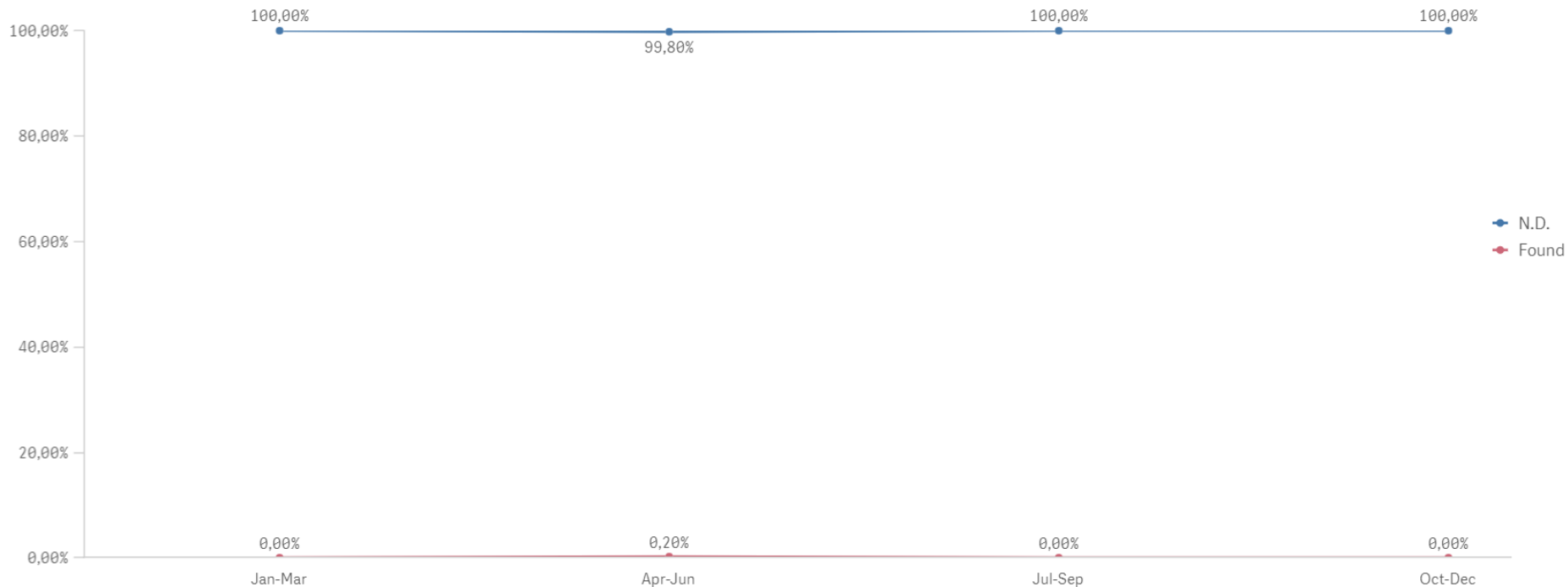
Lines represent the average trend (Not Detected in blue, Found in Red) considering Incoming Water, Untreated Wastewater and (where analyzed) Treated Wastewater. Valentino eliminated the use of Azo colourants. The graph above shows that 100% of the audited sites in 2021 and 2022 has not detected levels of azo colourants in waters.

1 - See PRSL e MRSL at <https://www.valentino.com/experience/it/corporate-information/> for analytical details
2 - See "wastewater" file at <https://www.valentino.com/experience/it/corporate-information/> for complete sampling sites results (treated waters and sludges included).



Reporting – Focus on Substances Groups – Azo

Azo¹ trend in Articles* (Year 2022) is shown below:



Trends in articles graphs show no azo colourants are found in 2022.

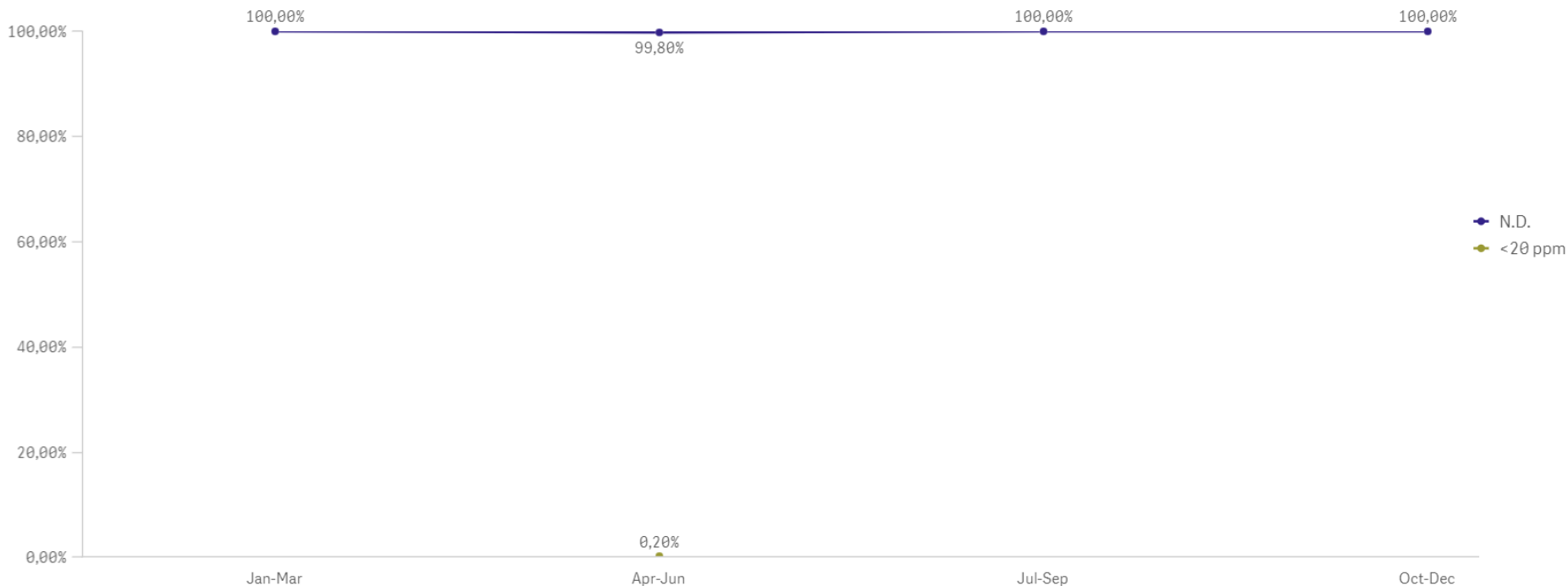
>2400 tests performed on Azo Group

1 - See PRSL e MRSL at <https://www.valentino.com/experience/it/corporate-information/> for analytical details



Reporting – Focus on Substances Groups – Azo

Azo¹ trend in Articles* (Year 2022) is shown below:



Trends in articles graphs show no azo colourants are found in 2022.

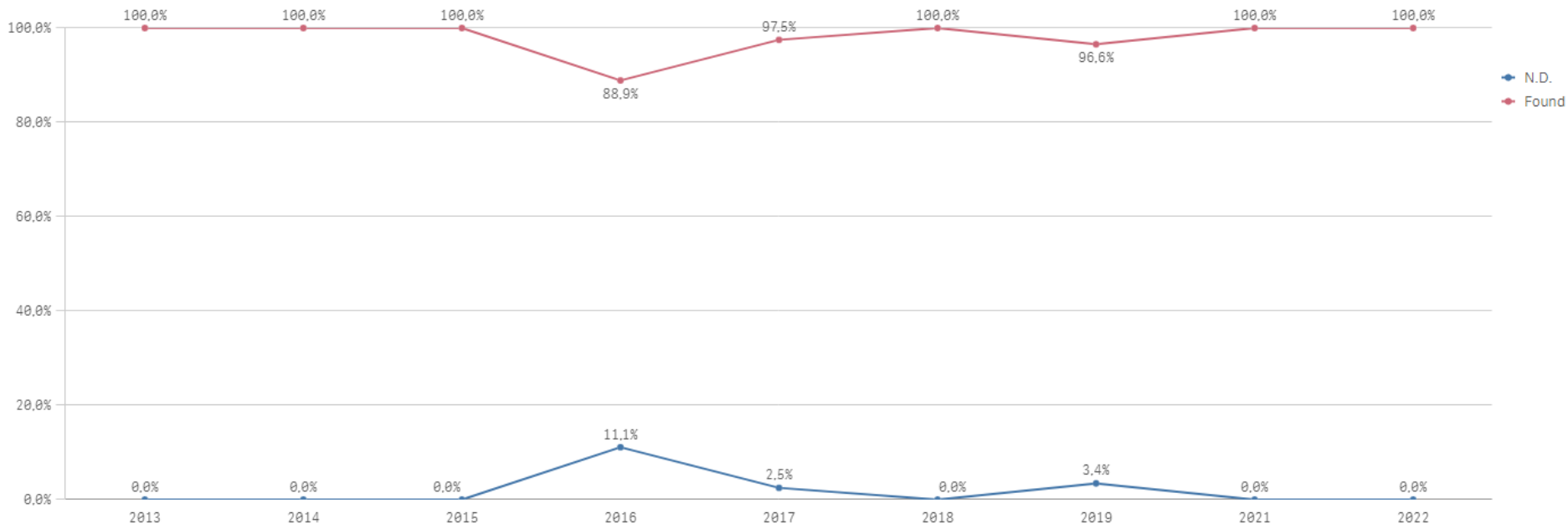
¹>2400 tests performed on Azo Group

1 - See PRSL e MRSL at <https://www.valentino.com/experience/it/corporate-information/> for analytical details



Reporting – Other substances trend – Heavy Metals

Heavy Metals¹ trend in Waters² (Years 2013-2022) is shown below:



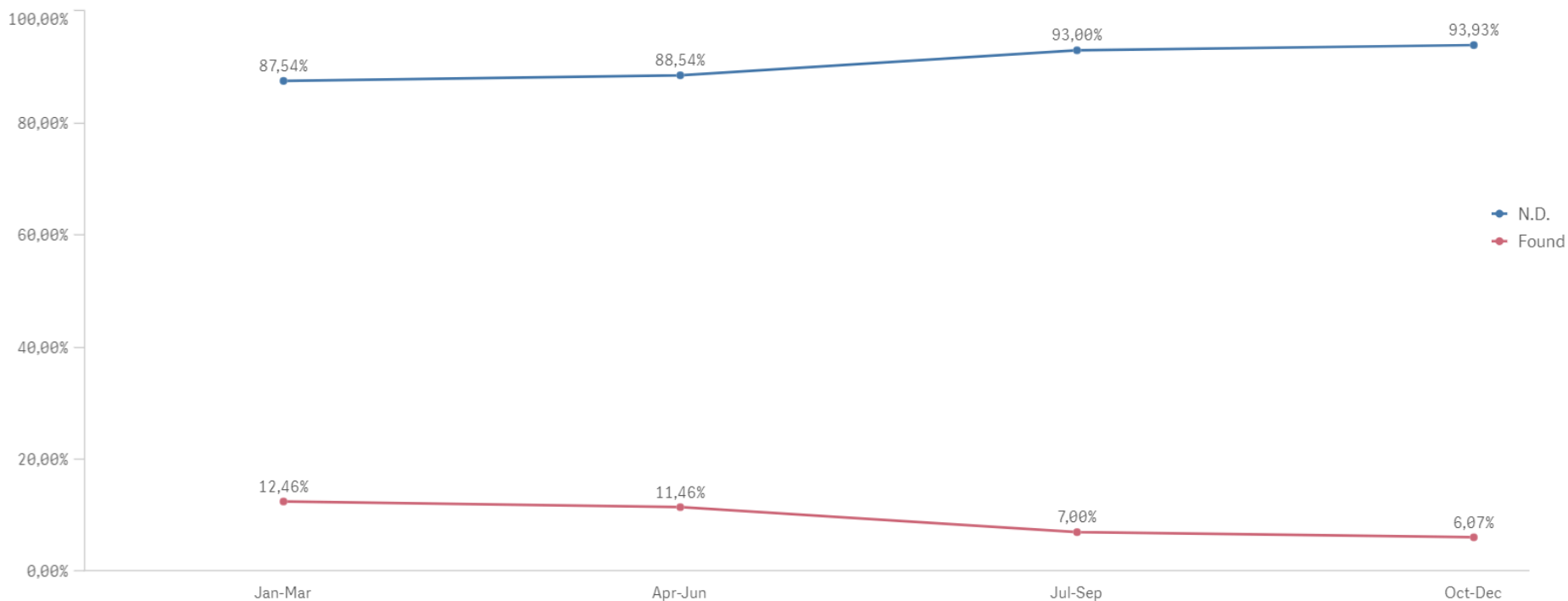
Lines represent the average trend (Not Detected in blue, Found in Red) considering Incoming Water, Untreated Wastewater and (where analyzed) Treated Wastewater. The graph above shows that almost 100% of the audited sites has detected levels of heavy metals in waters. This means that heavy metals represent one of the most challenging groups to eliminate.

1 - See PRSL e MRSL at <https://www.valentino.com/experience/it/corporate-information/> for analytical details
2 - See "wastewater" file at <https://www.valentino.com/experience/it/corporate-information/> for complete sampling sites results (treated waters and sludges included).



Reporting – Other substances trend – Heavy Metals

Heavy Metals¹ trend in Articles* (Year 2022) is shown below:



Trends in articles graphs show that heavy metals (focus on Pb and Cd) are found in low concentrations that may reflect unintentional contamination.

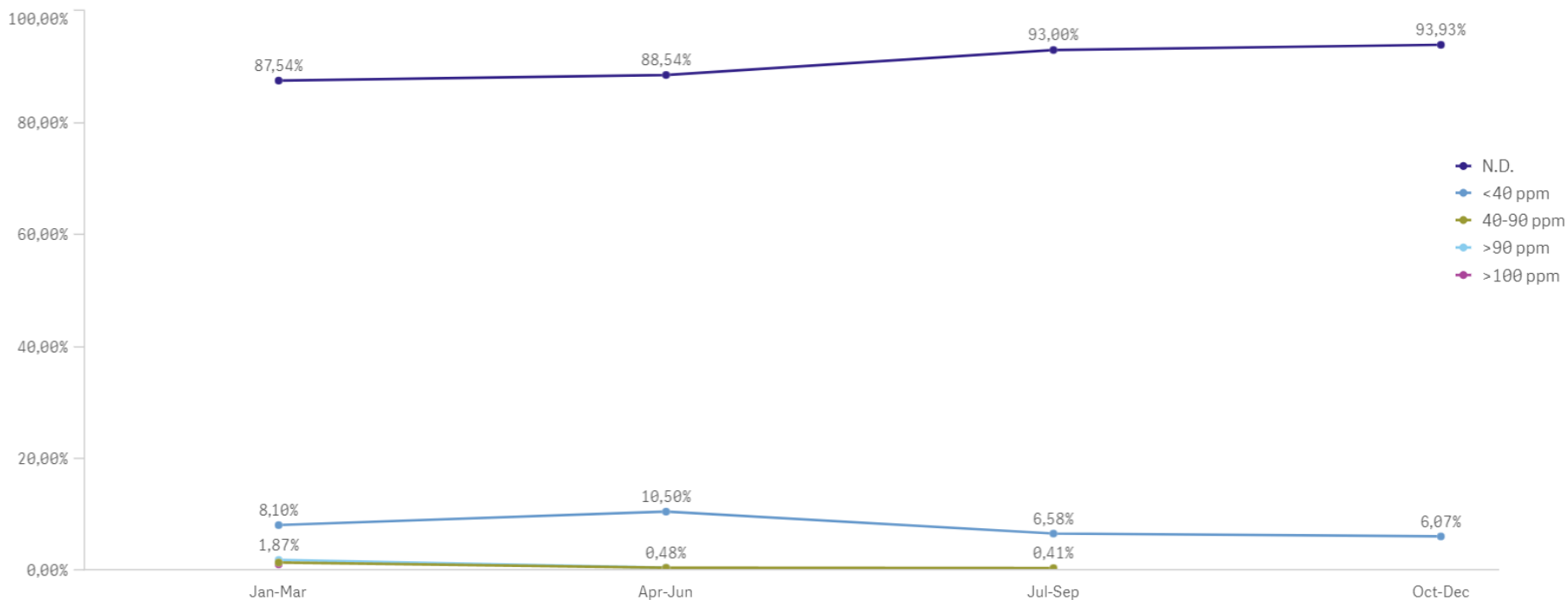
>1600 tests performed on Heavy Metals Group

1 - See PRSL e MRSL at <https://www.valentino.com/experience/it/corporate-information/> for analytical details



Reporting – Other substances trend – Heavy Metals

Heavy Metals¹ trend in Articles* (Year 2022) is shown below:



Trends in articles graphs show that heavy metals (focus on Pb and Cd) are found in low concentrations that may reflect unintentional contamination. The average percentage of N.D. is higher than in 2021.

>1600 tests performed on Heavy Metals Group

1 - See PRSL e MRSL at <https://www.valentino.com/experience/it/corporate-information/> for analytical details



Conclusions

Since 2013, and as per its commitment, Valentino and its suppliers have identified replacements and collaborated in developing substitution case studies and in looking for the root-cause of possible findings in different articles, as per the studies/investigations/updates published on our website (<https://www.valentino.com/experience/it/corporate-information/>). However, the complete elimination of these compounds, which are characterized by an intrinsic persistence in nature and are used in different fields that go beyond the textile industry or mere water-repellent treatments (e.g. PFCs), deserves deep thoughts and controls.

Trend data are published with absolute objectivity and transparency, and they are the result of the ongoing activities aiming at carefully controlling and monitoring the entire supply chain, making it aware of possible contaminations and informed of available alternatives. The presence of possible residuals is due to the fact that such compounds/substances can be found as contaminants in different kinds of formulations and materials and therefore in multiple processes. Due to a wide use of these substances in the past, they are still found in higher concentrations into recycled materials.

Therefore, the prohibition of use is to be followed by monitoring and control actions, through a careful and meticulous testing of chemical products, raw materials, finished garments, treatments, discharge waters and through environmental audits. The testing on articles must not be limited to specific treatments (e.g. PFCs in water-repellent materials), but must consider all kinds of processes and materials, such as other fabrics, leathers and different kinds of trims. Once the analytes under test are detected in the different matrixes analyzed, all suppliers are promptly notified and supported in order to identify the source and remediate the problem.

To reduce these instances, we committed to raising awareness among the suppliers on possible contaminations and on a clean factory approach. Suppliers that use, handle and transform materials and/or garments coming from various suppliers that are not committed to clean processes must pay attention to contaminations as well.

Possible issues to consider usually come from:

- The use of these chemicals in trims and articles that do not need them (e.g. water-repellent treatments or plastificants)
- Absence of worldwide updated, targeted and uniform legislations
- Possible cross-contaminations in traces, even volatile (e.g. FTOH), from chemicals, materials and environment
- Undeclared low concentrations in chemicals (Please also see the chemicals tests and case studies on our website)
- The use of recycled materials produced in the past with different requirements and that at the moment cannot meet Detox parameters
- Possible presence in incoming waters (please also see our website).



After 10 years of implementation, Detox commitment allowed to achieve relevant results in reducing hazardous chemicals in our upstream supply chain.

In this view, Valentino is evaluating further initiatives of suppliers' engagement towards chemical management.

